

VISTA

ARTHROSCOPY
POWER



INTRODUCTION & PRODUCT SPECIFICATION

Vista Power Drill For Trauma

This handpiece performs function of reaming, drilling, wire and pin driving.

1. Attachment Collet-Lock - Twist to unlock and remove attachments from the handpiece. It is not necessary to twist for insertion of attachment. Simply insert and push attachment to lock in place.
2. Activation Trigger - Activate the handpiece. depress when the mode lever is in the "forward" or "reverse" position to operate.
3. Mode Lever - To operate the handpiece, place in either the "forward" or "reverse" position. Place in the "safe" position prior to connecting or removing any attachment or accessory and during non-use of the handpiece.
4. Battery Receptacle - The battery attaches here.
5. Battery Release Lever - Depress this lever to remove the battery from the handpiece.

Features

- Single handed operation of safety switch.
- Quick-connect attachments for changing accessories quickly.
- Variable speed control trigger for maximum control.
- Multiple battery pack options for various procedures.
- Single handed operation of Forward/Reverse mode switch.
- Totally sealed to allow use in a washer/sanitizer.
- For Sterilization, 120° over 30 minutes and 135° over 15 minutes.
- Battery cannot be Sterilized.



Oscillating Saw Drill

This handpiece performs function of sawing in longitudinal bone osteotomies and repeat sternotomies.

1. Blade Locking Collet- Holds and locks the blade in place.
2. Rotating Head- The rotating head gives the surgeon the ability to position the cutting blade for appropriate surgical access. The oscillator handpiece contains an 8 position, 45° indexing head. To position the rotating head, grasp the rotating head, pull it out from the handpiece body, and turn it to the desired position Note: Mode lever is to be in the "safe" position when positioning head.
3. Blade Locking Knob- Rotate to the "open" position to insert a blade. Rotate in the opposite direction to lock the blade securely in place.
4. Activation Trigger- Used to activate the handpiece. Depress when the mode lever is in the "run" position to operate the handpiece.
5. Mode Lever- To operate the handpiece, place in the "run" position. Place in the "safe" position prior to connecting or removing an accessory and during non-use of the handpiece.
6. Battery Receptacle - The battery attaches here.
7. Battery Release Lever- Depress this lever to remove the battery from the handpiece.

Features

- Single handed operation of safety switch.
- Single handed open/lock collet for easy loading of blades.
- 360° adjustable.
- Eight position rotating collet.
- Variable speed control trigger for maximum control.
- Totally sealed to allow use in a washer/sanitizer.
- For Sterilization, 120° over 30 minutes and 135° over 15 minutes.
- Battery cannot be Sterilized.

VP-1001 Power Drill for Trauma Hand Piece
(without battery)



VP-1003
Kirschner Drill Attachments (Ø0.7 - 1.6mm)



VP-1002
Kirschner Drill Attachments (Ø1.8 - 4.0mm)



VP-2002 Sagittal Saw Chuck




Sagittal Saw Blades


VP-2041SC Coarse, 14x41mm



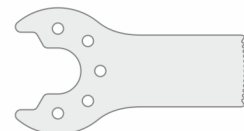
VP-2025SF Fine, 9.5x25.5mm



VP-2025SC Coarse, 9.5x25.5mm



VP-2018SF Fine, 10x18.5mm



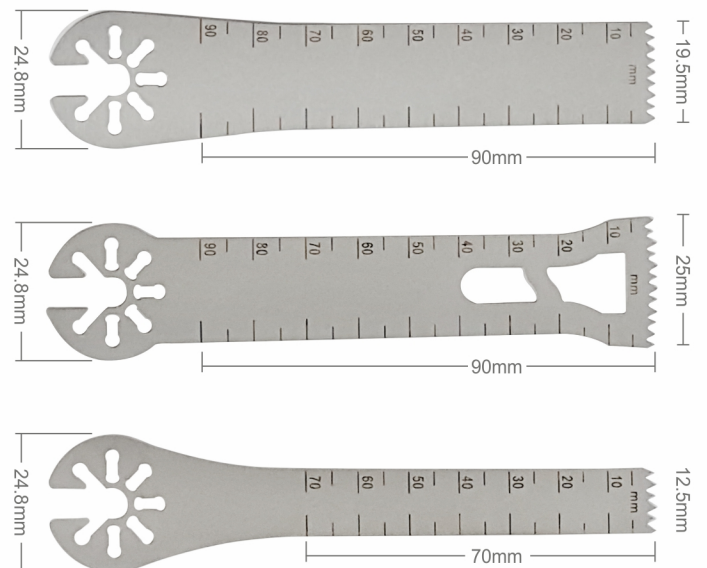
VP-2001

Oscillating Saw Drill Hand Piece
(without battery)



Oscillating Saw Blades

Code	Dimensions	Thickness
VP-2419SO	90 x 24.8 x 19.5mm	1mm
VP-2425SO	90 x 24.8 x 25mm	1mm
VP-2412SO	70 x 24.8 x 12.5mm	1mm
VP-3001	90 x 24.8 x 19.5mm	1.2mm
VP-3002	90 x 24.8 x 25mm	1.2mm
VP-3003	70 x 24.8 x 12.5mm	1.2mm





VP-3001 Charger



VP-3002 Charger Conversion




VP-3003 Battery




VP-3004 Battery Case




VP-3005 Battery Channel



VP-4001 Cleaning Basket For Trauma



VP-4002 Cleaning Basket For Saw




VP-4003 Lid for Cleaning Basket



VP-4005 Container For Cleaning Basket
(280 x 280 x 100mm)

Note : Container is optional and on special request by customer)

1:1 Multipurpose Attachments



VP-1004-CK
4.0mm Drill Chuck Key



VP-1008-CK
8.0mm Drill Chuck Key



VP-1004-DC
4.0mm Drill Chuck



VP-1008-DC
8.0mm Drill Chuck



VP-1004-SLDC
4.0mm Self-Locking
Drill Chuck




VP-1008-SLDC
8.0mm Self-Locking
Drill Chuck


1:1 Quick Connect Drill Attachments



VP-1005-QCT
AO/ Trinkle



VP-1005-QCM
Mini AO



VP-1005-QCS
Small AO



VP-1005-QCL
Large AO



VP-1005-QCZ
Zimmer / Hudson

3:1 Reamer Attachments




VP-1006-HTC
High Torque Chuck
(Max Dia. 4.0mm)




VP-1006-RZ
Zimmer / Hudson



VP-1006-RL
Large AO Reamer



VP-1006-DH
DHS Reamer



VP-1007-RT
Trinkle Reamer

5:1 Reamer Attachments



VP-1007-RHT
High Torque Chuck
(Max Dia. 4.0mm)



VP-1007-RZ
Zimmer / Hudson



VP-1007-RL
Large AO Reamer

VP-1000 Power Tool Set For Trauma Surgery

Code	Set Consisting of	Units
VP-1001	Power Drill For Trauma	1
VP-3001	Charger	1
VP-3002	Charger Conversion	1
VP-3003	Battery	2
VP-3004	Battery Case	2
VP-1008-DC	8.0mm Multipurpose Drill Chuck	1
VP-1008-CK	8.0mm Drill Chuck Key	1
VP-4001	Cleaning Basket For Trauma	1



VP-2000 Power Tool Set For Joint Surgery

Code	Set Consisting of	Units
VP-2001	Power Drill For Oscillating Saw Drill	1
VP-2419SO	Oscillating Saw Blade, 90 x 24.8 x 19.5mm	1
VP-2425SO	Oscillating Saw Blade, 90 x 24.8 x 25mm	1
VP-2412SO	Oscillating Saw Blade, 90 x 24.8 x 12.5mm	1
VP-3001	Charger	1
VP-3002	Charger Conversion	1
VP-3003	Battery	2
VP-3004	Battery Case	2
VP-4002	Cleaning Basket For Saw	1

